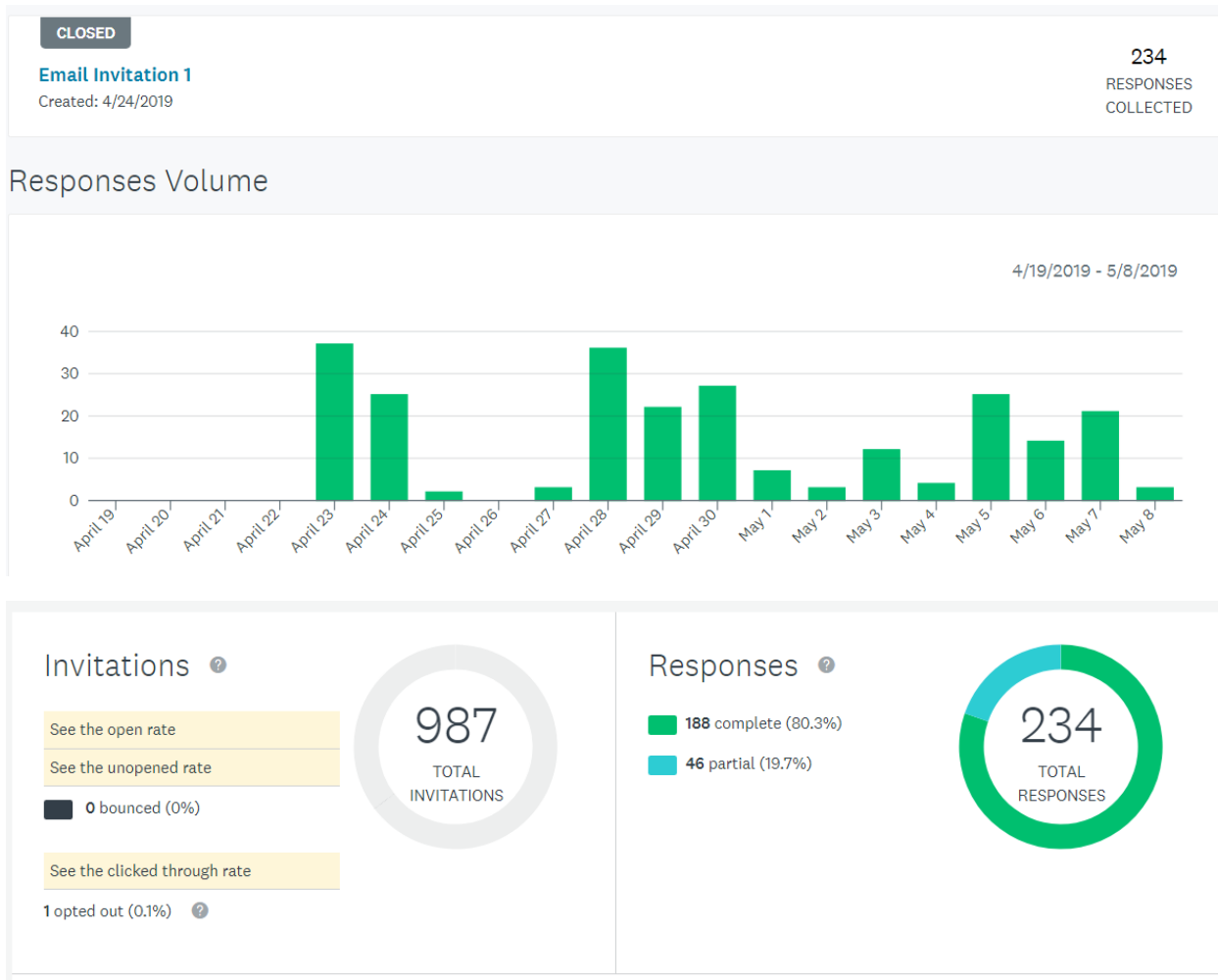


Student Survey 2019

Northern New Mexico College administers a Student Opinion Survey every academic year. The survey gives students an opportunity to provide feedback on various aspects of their experience at Northern. Students are contacted via email and asked to complete an electronic survey vis SurveyMonkey. The survey was open for three weeks between April 19, 2019 and May 8, 2019. Below is a summary of the response rate (23.7%).

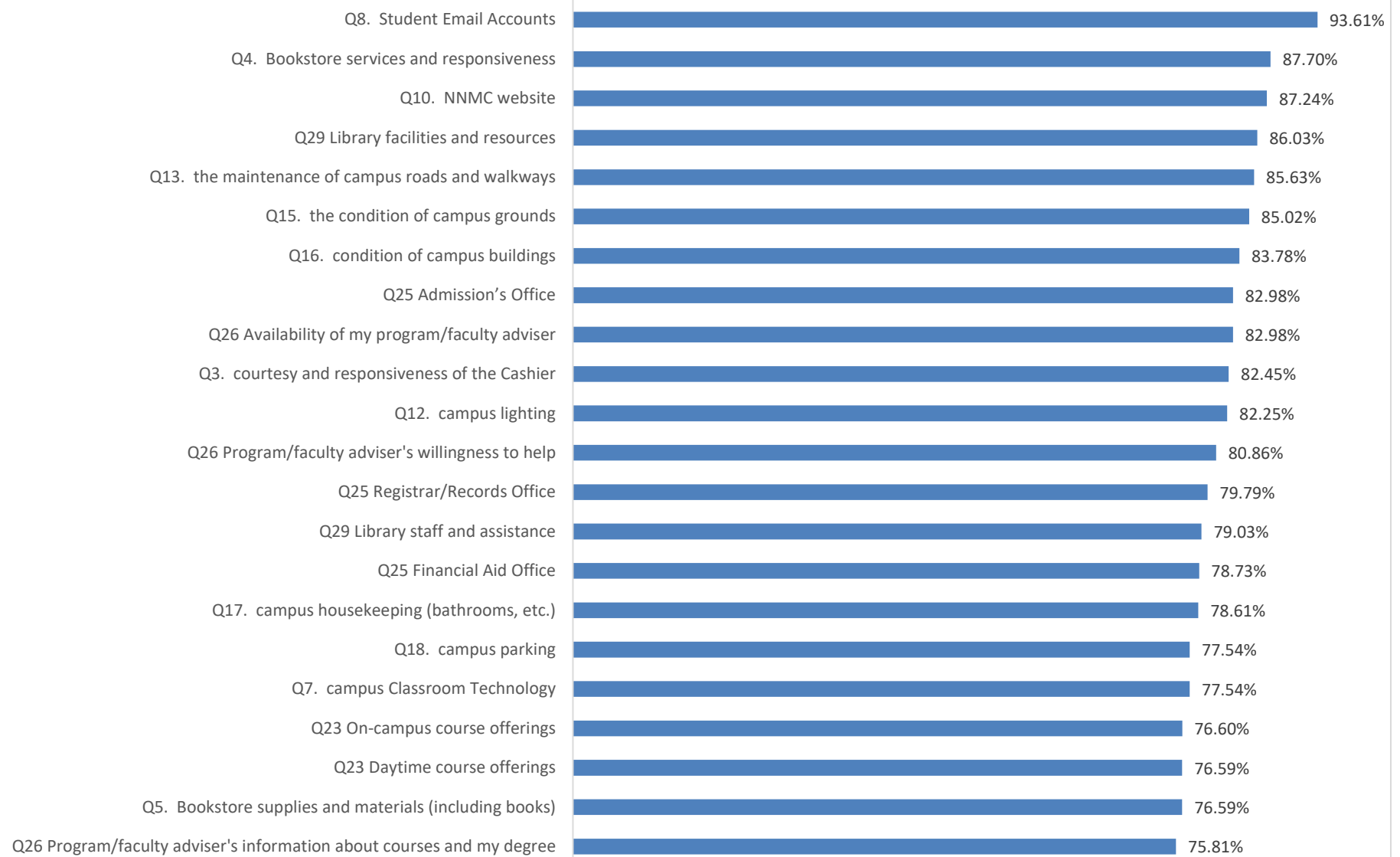


Results are used by administration for planning and improvement opportunities. The results are included as well as a summary of Strengths (highest percent satisfied and very dissatisfied) and Opportunities for Improvement OFI (highest percent dissatisfied and very dissatisfied).

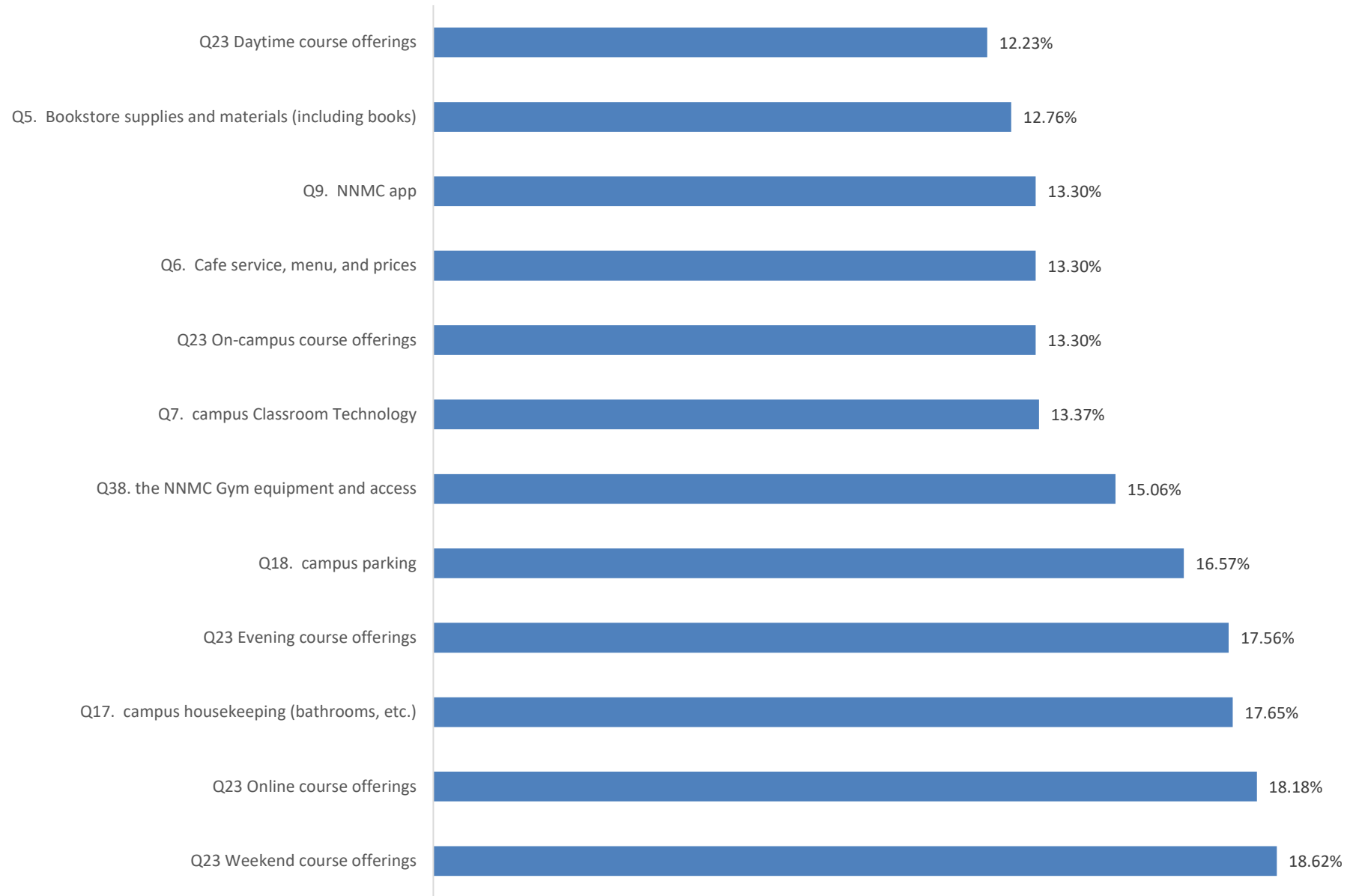
Student demographics are collected at the end of the survey.

Top 20 Strengths (75% or more Satisfied or Very Satisfied)

■ Strength



Top Opportunities for Improvement (over 12% Dissatisfied or Very Dissatisfied)



Q1. Please indicate your level of satisfaction with the campus Switchboard / Information Desk

Answer Choices	Responses	
Very Dissatisfied	5.9%	11
Dissatisfied	3.7%	7
Satisfied	48.9%	92
Very Satisfied	19.7%	37
No Opinion	21.8%	41
Total		188

Q2. Please indicate your level of satisfaction with the courtesy and knowledge of the Student Billing Office

Answer Choices	Responses	
Very Dissatisfied	2.2%	4
Dissatisfied	5.4%	10
Satisfied	50.5%	94
Very Satisfied	24.2%	45
No Opinion	17.7%	33
Total		186

Q3. Please indicate your level of satisfaction with the courtesy and responsiveness of the Cashier

Answer Choices	Responses	
Very Dissatisfied	2.7%	5
Dissatisfied	2.1%	4
Satisfied	52.7%	99
Very Satisfied	29.8%	56
No Opinion	12.8%	24
Total		188

Q4. Please indicate your level of satisfaction with the Bookstore services and responsiveness

Answer Choices	Responses	
Very Dissatisfied	3.7%	7
Dissatisfied	2.7%	5
Satisfied	47.6%	89
Very Satisfied	40.1%	75
No Opinion	5.9%	11
Total		187

Q5. Please indicate your level of satisfaction with the Bookstore supplies and materials (including books)

Answer Choices	Responses	
Very Dissatisfied	3.2%	6
Dissatisfied	9.6%	18
Satisfied	53.7%	101
Very Satisfied	22.9%	43
No Opinion	10.6%	20
Total		188

Q6. Please indicate your level of satisfaction with the Cafe service, menu, and prices

Answer Choices	Responses	
Very Dissatisfied	4.3%	8
Dissatisfied	9.0%	17
Satisfied	35.1%	66
Very Satisfied	24.5%	46
No Opinion	27.1%	51
Total		188

Q7. Please indicate your level of satisfaction with the campus Classroom Technology

Answer Choices	Responses	
Very Dissatisfied	2.1%	4
Dissatisfied	11.2%	21
Satisfied	55.1%	103
Very Satisfied	22.5%	42
No Opinion	9.1%	17
Total		187

Q8. Please indicate your level of satisfaction with the Student Email Accounts

Answer Choices	Responses	
Very Dissatisfied	2.1%	4
Dissatisfied	2.7%	5
Satisfied	51.1%	96
Very Satisfied	42.6%	80
No Opinion	1.6%	3
Total		188

Q9. Please indicate your level of satisfaction with the NNMC app

Answer Choices	Responses	
Very Dissatisfied	5.9%	11
Dissatisfied	7.5%	14
Satisfied	36.7%	69
Very Satisfied	16.5%	31
No Opinion	33.5%	63
Total		188

Q10. Please indicate your level of satisfaction with the NNMC website

Answer Choices	Responses	
Very Dissatisfied	3.2%	6
Dissatisfied	4.8%	9
Satisfied	58.0%	109
Very Satisfied	29.3%	55
No Opinion	4.8%	9
Total		188

Q11. Comments on NNMC Campus Services

Responses examples

Each department offering service to the public should have their own website detailing the offerings.
 Everyone is very friendly and I love how they are so willing and happy to help
 Everything is great, just need to work on blackboard!!
 I believe there needs to be a person to answer the switchboard.☐
 I think the cafe is overpriced especially for college students who don't have much money in the first place.
 I feel that the departments need better technology and more online classes. This I believe is vital for all student even those who work and have families.
 I have had trouble getting responses from different departments.
 I love the small environment and the classes
 I think that there ought to be more areas to lounge in to eat and snack because students don't have time to go out and are very busy between classes, studying, and exams. Also, the computers at the writing center need an emergency upgrade.
 I would love to see healthier options in our bookstore AND cafe. The app is very hard to uses because it doesn't stay connected with your banner account, so you need to re-enter credentials over and over. The website is not being updated often enough and the search engine doesn't pull up accurate results. We need a detailed map of the entire school for not only new students but community members. We also need more student activities that aren't during the day, because most students have classes. As far as classes go we would benefit from younger teachers because they would be able to not only utilize new techniques but relate to students better.
 Lots of trash and litter
 Some of the food in the cafe is excellent. Love the sweet potato fries, for example. Breakfast burritos awesome. The burgers are very low quality meat, but love the cheese and green chile. NM foods are great. Salad bar could be improved. Would love to have soup daily.
 There are Wi-Fi dead spots, specifically in classrooms. This becomes a problem when attempting to access Blackboard. Printing services are lacking. There needs to be more outlets for charging
 Web site hard to navigate
 Website is not straight forward to navigate and find things☐

Q12. Please indicate your level of satisfaction with the campus lighting

Answer Choices	Responses	
Very Dissatisfied	2.2%	4
Dissatisfied	6.5%	12
Satisfied	62.9%	117
Very Satisfied	19.4%	36
No Opinion	9.1%	17
Total		186

Q13. Please indicate your level of satisfaction with the maintenance of campus roads/walkways

Answer Choices	Responses	
Very Dissatisfied	3.2%	6
Dissatisfied	5.3%	10
Satisfied	59.6%	112
Very Satisfied	26.1%	49
No Opinion	5.9%	11
Total		188

Q14. Please indicate your level of satisfaction with campus renovations and new construction meeting

Answer Choices	Responses	
Very Dissatisfied	2.7%	5
Dissatisfied	4.3%	8
Satisfied	51.1%	96
Very Satisfied	19.7%	37
No Opinion	22.3%	42
Total		188

Q15. Please indicate your level of satisfaction with the condition of campus grounds

Answer Choices	Responses	
Very Dissatisfied	1.6%	3
Dissatisfied	8.6%	16
Satisfied	58.8%	110
Very Satisfied	26.2%	49
No Opinion	4.8%	9
Total		187

Q16. Please indicate your level of satisfaction with the condition of campus buildings

Answer Choices	Responses	
Very Dissatisfied	3.8%	7
Dissatisfied	7.0%	13
Satisfied	64.3%	119
Very Satisfied	19.5%	36
No Opinion	5.4%	10
Total		185

Q17. Please indicate your level of satisfaction with campus housekeeping (bathrooms, etc.)

Answer Choices	Responses	
Very Dissatisfied	5.4%	10
Dissatisfied	12.3%	23
Satisfied	53.5%	100
Very Satisfied	25.1%	47
No Opinion	3.7%	7
Total		187

Q18. Please indicate your level of satisfaction with campus parking

Answer Choices	Responses	
Very Dissatisfied	4.8%	9
Dissatisfied	11.8%	22
Satisfied	62.0%	116
Very Satisfied	15.5%	29
No Opinion	5.9%	11
Total		187

Q19. Please indicate your level of satisfaction with facilities and maintenance services for special events

Answer Choices	Responses	
Very Dissatisfied	1.1%	2
Dissatisfied	0.5%	1
Satisfied	47.9%	90
Very Satisfied	21.3%	40
No Opinion	29.3%	55
Total		188

Q20. Please indicate your level of satisfaction with facilities and maintenance response to needs

Answer Choices	Responses	
Very Dissatisfied	2.1%	4
Dissatisfied	5.3%	10
Satisfied	46.3%	87
Very Satisfied	21.8%	41
No Opinion	24.5%	46
Total		188

Q21. Comments on NNMC Physical Plant Services

Responses examples

Awesome job!

Better toilets should be installed its gross when your using the bathroom and it decides to flush before I feel that the staff here is always on top of all that needs to be done to make the staff and students as comfortable a possible thank you.

I think the campus could benefit from some better landscaping and more trees/flowers.

I want an outdoor space with grass and shade for students to socialize. That is the only way to build a lasting community at northern- Student Life.

It needs to be upgraded. Looking nicer

Maybe have some more sidewalk by the library.

Restrooms and other areas are very clean. Great job custodial crew!

Some classrooms and bathrooms are really dirty, which should be addressed.

The outlets that are there need some repair, they pose an electrical hazard. Due to the limited number of existing outlets, they are used a lot. There is excessive wear and tear of the outlets.

upstairs women's toilets have been broken and the biology lab plant room has had terrible leaks. I am also upset that there is no eating in classrooms. This is sometimes the only chance a busy student has to eat.

Q22. Please indicate which best reflects your level of satisfaction with the following areas of NNMC enrollment

	Very Dissatisfied	Dissatisfied	Satisfied	Very Satisfied	No Opinion	Total	Weighted Average
Recruitment	4.3%	3.7%	45.7%	17.6%	28.7%	188	3.07
Marketing	2.1%	4.3%	45.7%	13.8%	34.0%	188	3.08
New Student Orientation	3.7%	1.6%	43.6%	13.8%	37.2%	188	3.08
Dual Credit/Concurrent enrollment	2.7%	1.1%	30.9%	15.4%	50.0%	188	3.18
Total						188	

Q23. Please indicate which best reflects your level of satisfaction with the following

	Very Dissatisfied	Dissatisfied	Satisfied	Very Satisfied	No Opinion	Total	Weighted Average
Evening course offerings	4.8%	12.8%	49.5%	18.1%	14.9%	188	2.95
Weekend course offerings	5.9%	12.8%	33.0%	11.2%	37.2%	188	2.79
Daytime course offerings	2.7%	9.6%	55.9%	20.7%	11.2%	188	3.07
Online course offerings	5.4%	12.8%	46.5%	19.8%	15.5%	187	2.96
On-campus course offerings	4.8%	8.5%	55.3%	21.3%	10.1%	188	3.04

Q24. Comments on NNMC Enrollment efforts

Responses examples
Add more classes <input type="checkbox"/>
Add more degree <input type="checkbox"/>
Add more equipment for student like laptop or ipod
Good/Great/Awesome
I believe that making better accommodations for working individuals, those with children, and other obligations should be available. Perhaps multiple offering of courses at varies times or more online
I wish they had more upper division classes so I could actually graduate on time. I have to extend my classes for an extra semester being my courses aren't offered... That or there should be an exception so we can take other classes so we can graduate
I would like courses offered both day and evening for those who have different work schedules. I would like more online and hybrid courses
In the sciences, it is very difficult to graduate on time because upper division requirements are not
Lack of summer courses available
Marketing needs more support because without it NNMC"s students do not know what is going on at the college. The classes that a student chooses are a reflection of their schedule so its great that we offer classes at different times of the week but the online classes are difficult to stay engaged with. We need more courses in general. Some degree programs can take even up to x2 the time to complete the degree because of a lack of classes needed for that degree. The new student orientation program has changed but when I was a new student I had NO new student orientation.
More online and evening for us working adults
There should be more upper division classes offered for summer.
These semesters would be convenient online, however, I love the traditional classroom setting and
We need classes that are offered both online and in class. These fees students must pay is ridiculous. I believe students should have an option to take in class or online. Some people need hands on help.

Q25. Please indicate which best reflects your level of satisfaction with the following areas of Student Support.

	Very Dissatisfied	Dissatisfied	Satisfied	Very Satisfied	No Opinion	Total	Weighted Average
Admission's Office	3.2%	4.8%	56.4%	26.6%	9.0%	188	3.17
Career Services (EXPO event, j	1.6%	1.1%	42.0%	22.9%	32.5%	188	3.28
Disbursement of financial aid	4.3%	4.3%	47.3%	24.5%	19.7%	188	3.15
Financial Aid Office	1.6%	5.3%	48.9%	29.8%	14.4%	188	3.25
Registrar/Records Office	4.3%	5.3%	52.7%	27.1%	10.6%	188	3.15
Veterans Resource Center	2.1%	1.6%	25.5%	9.6%	61.2%	188	3.1
Work Study Program	2.7%	4.8%	29.3%	16.0%	47.3%	188	3.11
Total						188	

Q26. Please indicate which best reflects your level of satisfaction with the following areas of Student Support.

	Very Dissatisfied	Dissatisfied	Satisfied	Very Satisfied	No Opinion	Total	Weighted Average
Accessibility Resource Center	2.1%	2.1%	38.3%	18.6%	38.8%	188	3.2
Student Advisement Center	2.1%	2.7%	45.2%	26.1%	23.9%	188	3.25
CAMP / College Assistance Migrant Program	2.1%	1.1%	22.9%	20.7%	53.2%	188	3.33
Program/faculty adviser's information about courses and my degree	3.8%	5.4%	45.7%	30.1%	15.1%	186	3.2
Program/faculty adviser's willingness to help	3.2%	5.3%	43.1%	37.8%	10.6%	188	3.29
Availability of my program/faculty adviser	4.3%	4.3%	49.5%	33.5%	8.5%	188	3.23
Availability of my first year adviser (Student Advisement Center)	4.3%	1.6%	37.8%	21.3%	35.1%	188	3.17

Q27. Comments on NNMC Student Services

Responses examples
Awesome/Good (6)

Financial aid disbursement is often 6 weeks after classes start. People who depend on this money for survival when school is in session spend this time without adequate food and transportation. □
I feel as though the advisers should be trained more. They say I need a certain class, but then they say I don't need it after I already took it or that it doesn't pertain to my degree. I also have to take 2 extra classes that I didn't even know I had to take.
Workstudy should receive higher pay. College affordability is the number one reason for drop-out, and work study is not affordable living.
You can't pay bill online

Q28. What days of the week would you like to see more class offerings?

	Early		Late	Evening	Total
	Morning	Afternoon	Afternoon		
Monday	47%	42%	45%	38%	157
Tuesday	46%	44%	45%	34%	156
Wednesday	45%	45%	42%	36%	159
Thursday	45%	45%	47%	34%	154
Friday	49%	43%	37%	37%	134
Saturday	56%	45%	35%	28%	108
Sunday	55%	37%	33%	24%	94
Other (please specify)					

1100 is not really morning. **Total 161**
Depends on the class and semester
Don't know. my work schedule varies.
I want more classes in general especially online.
More classes online for people who work full time Mon-Fri jobs (3)
No class on the weekends Friday-Sunday
Online (5)
Stop changing programs.
Summer courses

Q29. Please indicate which best reflects your level of satisfaction with the following areas of NNMC

	Very Dissatisfied	Dissatisfied	Satisfied	Very Satisfied	No Opinion	Total	Weighted Average
ADA support for special needs students	1.6%	1.6%	29.2%	14.1%	53.5%	185	3.2
Computer Labs	3.8%	8.1%	48.9%	19.9%	19.4%	186	3.05
Placement Testing	1.6%	3.2%	48.9%	11.3%	35.0%	186	3.07
Distance Learning and Online Courses	0.5%	8.6%	43.6%	22.0%	25.3%	186	3.17
Library facilities and resources	2.2%	2.7%	53.2%	32.8%	9.1%	186	3.28
Library staff and assistance	4.3%	4.8%	53.8%	25.3%	11.8%	186	3.13
Tutoring services	2.7%	2.7%	37.1%	19.9%	37.6%	186	3.19
Writing Center	2.7%	2.2%	42.2%	27.0%	26.0%	185	3.26
						Total	186

Q30. Please indicate your level of satisfaction with regard to student life and activities

Answer Choices	Responses	
Very Dissatisfied	3.7%	700.0%
Dissatisfied	6.4%	1200.0%
Satisfied	49.7%	9300.0%
Very Satisfied	18.2%	3400.0%
No Opinion	21.9%	4100.0%
Total		187

Q31. Please indicate your level of satisfaction with regard to information about student events, services and policies, etc.

Answer Choices	Responses	
Very Dissatisfied	4.3%	8
Dissatisfied	4.8%	9
Satisfied	52.2%	97
Very Satisfied	18.8%	35
No Opinion	19.9%	37
Total		186

Q32. Please indicate your level of satisfaction with regard to student clubs and organizations

Answer Choices	Responses	
Very Dissatisfied	4.9%	9
Dissatisfied	5.4%	10
Satisfied	39.5%	73
Very Satisfied	17.8%	33
No Opinion	32.4%	60
Total		185

Q33. Please indicate your level of satisfaction with regard to the American Indian Student Organization

Answer Choices	Responses	
Very Dissatisfied	1.1%	2
Dissatisfied	0.5%	1
Satisfied	28.5%	53
Very Satisfied	12.9%	24
No Opinion	57.0%	106
Total		186

Q34. Comments on NNMC Academic Support Services

Responses (n=25)

Add more on campus activity for students. □

Clubs seem oriented to Native and Spanish students without room for others

Good (4)

Need more library hours so us students that don't have WiFi or a computer at home have time to do our homework.

Poor.

Student Senate could really use improvement, they are unfortunately some of the more common students I see with poor behaviors. □

The clubs are un-announced and sometimes the writing center is unavailable and only meet with you for a minimal time frame, which isn't long enough to assist you on a full paper. Some of the math tutors don't know the math and spend the session looking for the answer, instead of showing you how to do the problem.

The library is amazing. The writing center has no staff that are proficient in APA. They are also inconsistent with feedback, like they don't believe everyone is capable of excellent work so they give less constructive feedback to poor writers.

The reason we don't have student participation is that we lack opportunities for students to bond or create a community. Ideas include a field day, dances, rallies, homecoming activities, formals, movie nights, water balloon fights, etc...

Q35. Please indicate how frequently you use the following facilities and services

	Never	Seldom	Occasionall y (monthly)	Frequently (weekly)	No Opinion	Total	Weighted Average
Campus Library	7.0%	19.9%	32.3%	38.7%	2.2%	186	3.05
Campus Bookstore	9.2%	37.3%	30.3%	18.9%	4.3%	185	2.62
Campus Cafeteria/Food Services	26.9%	19.9%	23.7%	25.8%	3.8%	186	2.5
Tutoring Services	31.4%	27.6%	18.4%	13.0%	9.7%	185	2.14
NNMC's Campus Security	46.8%	26.9%	12.4%	3.2%	10.8%	186	1.69
Access NNMC's Website	1.1%	8.1%	15.1%	73.1%	2.7%	186	3.65

Q36. Comments on NNMC Services

Responses examples

Good/Great (4)

Security takes long to respond to calls (30 minutes)

The bookstore should be accessible during the evening for students who have night classes.

There are not many tutoring services for students struggling in biology and chemistry.

Q37. What days and/or times of day would you prefer access to the gym?

	Morning	Early		Evening	Total
		Afternoon	Late Afternoon		
Monday	18.30%	14.38%	18.30%	49.02%	153
Tuesday	16.00%	12.67%	22.67%	48.67%	150
Wednesday	20.00%	11.33%	20.00%	48.67%	150
Thursday	17.33%	12.00%	20.00%	50.67%	150
Friday	25.00%	10.71%	17.14%	47.14%	140
Saturday	38.13%	16.55%	11.51%	33.81%	139
Sunday	39.42%	18.25%	12.41%	29.93%	137
				Total	155

Q38. Please indicate your level of satisfaction with regard to the NNMC Gym equipment and access

Answer Choices	Responses	
Very Dissatisfied	4.84%	9
Dissatisfied	10.22%	19
Satisfied	40.86%	76
Very Satisfied	11.83%	22
No Opinion	32.26%	60
	Total	186

Q39. What area of the gym do you utilize the most?

Answer Choices	Responses	
Weight Room	31.72%	46
Basketball Court	8.97%	13
Multi-plex (cardio equipment)	48.28%	70
Other (please specify)	11.03%	16
<i>Outdoor basketball court</i>	Total	145

The machines are broken or limited.

The sauna and weight room are awesome

Treadmill

Q40. Comments on NNMC gym.

Responses examples

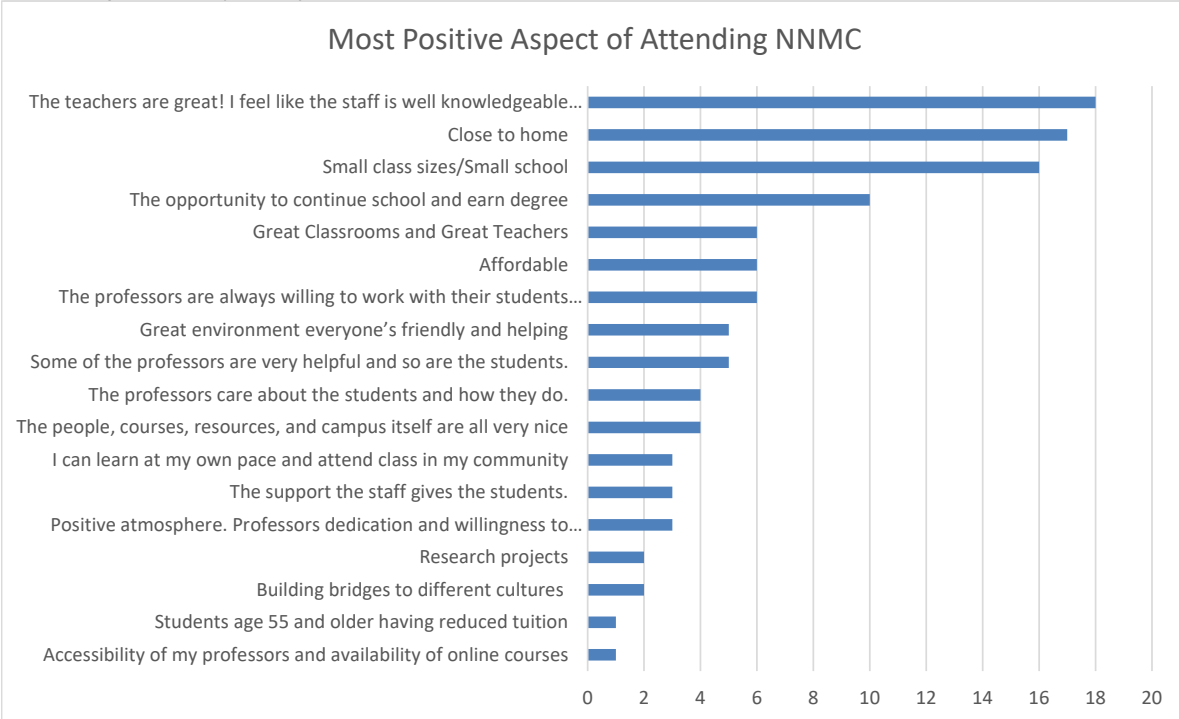
- Could use a few new machines.
- Good gym / great staff (5)
- Gym is really dirty and equipment is usually broken.
- I feel that the gym is always kept up and I really enjoy spending time in the facility.
- I wish hours were longer and equipment was more up to date.
- I would really enjoy more space and equipment in our gym, there is not enough of either when the gym gets busy.
- Need more workout equipment (6)
- Please make available more on weekends
- The building's nice, but the equipment could probably use an upgrade.
- The gym equipment is dirty and there are never wipes to clean the exercise equipment.
- The NNMC Gym is my one of my favorite places to go I wish it was open every day as well as longer.

Q41. How academically prepared do you feel after attending Northern (for the next semester, for

Answer Choices	Responses	
Very Prepared	26.34%	49
Prepared	47.85%	89
Somewhat Prepared	20.97%	39
Not Very Prepared	4.84%	9
Total		186

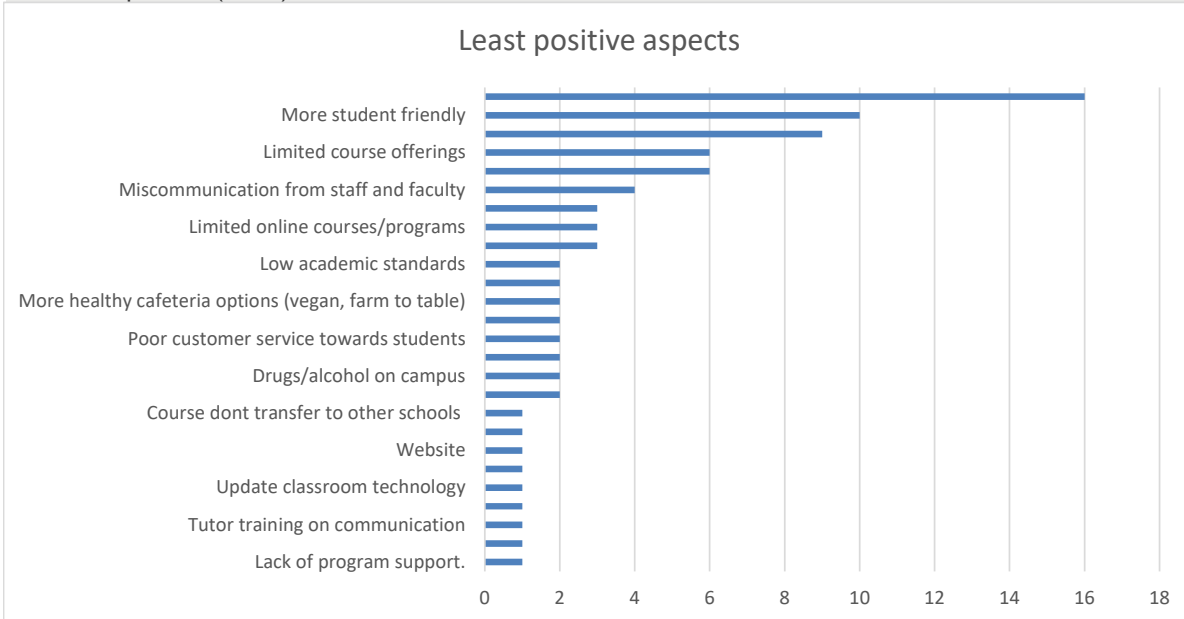
Q42. What is the MOST positive aspect of attending NNMC?

Respondents (n=104)



Q43. What is the LEAST positive aspect of attending NNMC?

Responses (n=92)



Q44. Age:

Answer Choices	Responses	Count
Under 20	15.14%	28
20-29	47.57%	88
30-39	21.62%	40
40-49	9.73%	18
50-59	3.78%	7
60 or older	2.16%	4
Total		185

Q45. Gender:

Answer Choices	Responses	Count
Male	27.03%	50
Female	72.97%	135
Total		185

Q46. Ethnicity:

Answer Choices	Responses	Count
White	15.93%	29
Black	1.10%	2
Hispanic	66.48%	121
Native American	13.74%	25
Asian	2.20%	4
Other (please specify):Bi-racial	0.55%	1
Total		182

Q47. As of this term, what is your admission type?

Answer Choices	Responses	
First-Time Any College (this is my first semester in college)	7.03%	13
Returning Student (I left and came back)	10.27%	19
Continuing Student (I was here last semester)	73.51%	136
Transfer Student (I attended another college)	7.03%	13
Dual Credit Student (I am still in high school)	2.16%	4
Total		185

Q48. What is your classification (class)?

Answer Choices	Responses	
Dual Credit Student	2.82%	5
Freshman	25.42%	45
Sophomore	19.77%	35
Junior	20.34%	36
Senior	25.99%	46
Non-Degree Seeking	1.69%	3
Alternative Licensure	2.82%	5
Other (please specify): <i>undergraduate nursing student; I did</i>	1.13%	2
Total		177

Q49. I attend during the (select all that apply):

Answer Choices	Responses	
Daytime (8am -5pm)	75.68%	140
Evening (after 5pm)	53.51%	99
Weekend (Saturday and/or Sunday)	9.73%	18
Distance Learning	28.65%	53
Total		185

Q50. I attend...

Answer Choices	Responses	
Full-time	72.04%	134
Part-time	27.96%	52
Total		186

Q51. What is your educational goal at Northern?

Answer Choices	Responses	
Certificate	3.8%	7
Associate degree	40.9%	76
Baccalaureate degree	70.4%	131
Alternative Licensure Program	1.6%	3
Teaching endorsement	2.7%	5
Just taking one or two classes for personal enrichment	2.2%	4
Just taking one or two classes for promotion at work/to do work better	1.6%	3
Total		186

Q52. Why did you choose Northern (select all that apply)?

Answer Choices	Responses	
Outreach program at my High School	4.9%	9
I attended the Summer Bridge Program	4.4%	8
Someone in my immediate family attends/works here	6.0%	11
Northern has a program/degree/certificate that I want to pursue	57.9%	106
Northern is convenient to my work/family	65.0%	119
Northern is less expensive than my other options	40.4%	74
Other (please specify)		17
	Total	183

Other (please specify)

Basketball Scholarship

Close to home

Dr. Ricky convinced me it was the right place for me; and it has been!

Dual-Credit since before 11th grade, graduated HS w/ 31.5 college credits

Got my GED through UNM TAOS HEP ... and they help me get started with continuing my education!
HEP (2)

I was a dual credit student here and loved the school.

It is my community

It's a start.

Now-husband recommended it in 2013

online classes very important as i work full time.

recruiter

senior discount availability

The scholarship I received would only pay for attending NNMC

To Succeed

Q53. So far, school at Northern is a place where:

	Strongly Disagree	Strongly Disagree	Disagree	Agree	Strongly Agree	Total
I feel like an outsider (or left out of things)	32.4%	32.4%	53.0%	10.8%	3.8%	185
I make friends easily	6.0%	6.0%	8.7%	70.1%	15.2%	184
I feel like I belong	2.2%	2.2%	11.0%	69.2%	17.6%	182
I feel awkward and out of place	30.6%	30.6%	50.8%	15.3%	3.3%	183
Other students seem to like me	3.9%	3.9%	3.3%	80.6%	12.2%	180
I feel lonely	38.1%	38.1%	50.8%	9.9%	1.1%	181
I do not want to go to classes/school	35.2%	35.2%	46.2%	14.8%	3.9%	182
I often feel bored	29.1%	29.1%	48.9%	19.8%	2.2%	182
				Total		186

Q54. How many times in the previous two weeks did you:

	None	1 time	2 times	3 times	4 times	5 or more times	Total
Miss school	62.4%	24.2%	8.1%	4.3%	0.5%	0.5%	186
Skip classes	80.5%	13.5%	3.2%	1.6%	0.5%	0.5%	185
Arrive late for school	67.7%	17.7%	8.6%	4.3%	0.5%	1.1%	186

Q55. How many times in the previous two weeks did you:

	None	1 time	2 times	3 times	4 times	5 or more times	Total
Participate in a student activity	60.2%	17.2%	11.3%	2.7%	2.7%	5.9%	186
Go to the library	36.0%	15.1%	16.7%	11.8%	9.7%	10.8%	186
Hang out in the commons area	60.0%	13.5%	8.7%	6.0%	4.3%	7.6%	185
Consult with student advisement	53.2%	24.7%	11.3%	5.4%	1.1%	4.3%	186